



# Better understand your cells with stem cell characterization services

With access to a complete portfolio of characterization tools and cutting-edge instruments, the Thermo Fisher Scientific CellModel™ Services team can perform numerous stem cell characterization experiments using cell lines that you provide or ones that we customize for you.

## Learn more about the services we offer:

**KaryoStat service** is a fast and cost-effective alternative to typical G-banded karyotyping, offering whole-genome coverage for accurate detection of chromosomal aberrations.

**Oncomine service** is a high-resolution cancer hotspot detection service that leverages the Ion Torrent™ Oncomine™ Comprehensive Assay, offering higher detection sensitivity from next-generation sequencing platforms.

**KaryoStat and cell identification service** is the KaryoStat service above, with additional cell identification analysis that leverages DNA fingerprint-based matching of 150K SNPs across the whole genome.

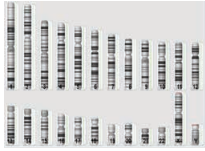


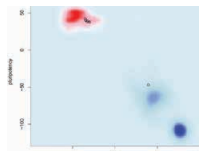


**PluriTest™ service** analyzes the transcriptome of samples against an extensive and well-characterized reference set of previously characterized cells and tissue for a high-resolution, global assessment of pluripotency.

**TaqMan® hPSC Scorecard service** provides the assessment of pluripotency and differentiation potential for both embryonic and induced pluripotent stem cell lines.

**Mycoplasma service** leverages the Applied Biosystems™ MycoSEQ™ Mycoplasma qPCR Detection Kit to detect over 90 mycoplasma species, offering the sensitivity to detect less than 10 copies per reaction.

Contact your Thermo Fisher Scientific representative today.

## A wide range of characterization services

	Karyotyping tests		Pluripotency tests		Contamination test	DNA sequencing
	KaryoStat service	KaryoStat and cell ID service	TaqMan hPSC Scorecard service	PluriTest service	Mycoplasma service	Oncomine service
	An effective alternative to G-banding	DNA fingerprint-based matching of human cell lines	Differentiation potential and pluripotency evaluation	High-resolution, global assessment of pluripotency	Mycoplasma detection simply, reliably, and rapidly	High-resolution cancer hotspot detection
						
<b>Description</b>	An alternative to the G-band karyotyping of stem cells, we leverage the array-based Applied Biosystems™ KaryoStat™ assay to offer cost-effective and accurate detection of chromosomal abnormalities	Cell ID service enables DNA fingerprint-based matching of human cell lines through analysis and correlation of 150K SNPs across the whole genome	Leverages the Applied Biosystems™ TaqMan® hPSC Scorecard Panel of 93 genes to confirm pluripotency and differentiation potential	Using the Applied Biosystems™ PrimeView™ Human Gene Expression Array in combination with the PluriTest bioinformatics tool, we analyze over 36,000 transcripts and variants for a global assessment of pluripotency	Leverages the MycoSEQ Mycoplasma qPCR Detection Kit to detect over 90 mycoplasma species	Enable the monitoring of genomic variations across 161 genes associated with NIH-recognized cancer hotspots in your iPSC culture
<b>Submitted sample</b>	Cryopreserved cell pellet					
<b>Deliverable</b>	Detailed project report with test results, available supplemental data					
<b>Timeline</b>	3 weeks	3 weeks	3 weeks	3 weeks	2 weeks	4 weeks

Find out more about our stem cell characterization services

[thermofisher.com/characterizationservices](https://thermofisher.com/characterizationservices)

**ThermoFisher**  
SCIENTIFIC