

	Package contents	Sample Kit No. EP164B2SMP2	Concentration 600 U/μL	Size 18,000 U	Kit contents
--	-------------------------	--------------------------------------	----------------------------------	-------------------------	--------------

	Storage conditions	Store at -20°C (non-frost-free). Product is designed to withstand at least 10 freeze-thaw cycles.			
--	---------------------------	--	--	--	--

	Required materials	<ul style="list-style-type: none"> ▪ Template: RNA ▪ Oligo(dT)₂₀ primer (Cat. No. 18418020), Random Hexamers (Cat. No. N8080127), or gene-specific primers ▪ RNaseOUT™ Recombinant Ribonuclease Inhibitor (Cat. No. 10777019) ▪ <i>E. coli</i> Ribonuclease H (RNase H) (Cat. No. 18021014) ▪ UltraPure™ DEPC-treated water (Cat. No. 10813012) 			
--	---------------------------	---	--	--	--

	Timing	<ul style="list-style-type: none"> ▪ Preparation time: 10 minutes ▪ Run time: 20 minutes 			
--	---------------	--	--	--	--

	Product description	<p>▪ Invitrogen™ Lyo-ready SuperScript™ IV Reverse Transcriptase (RT) is an engineered version of M-MuLV Reverse Transcriptase with reduced RNase H activity and increased thermal stability. The lyo-ready enzyme formulation combines feasibility of lyophilization with favorable enzyme performance properties of the standard enzyme version with glycerol.</p> <ul style="list-style-type: none"> ▪ Lyo-ready SuperScript™ IV RT activity is optimal at 50°C (active up to 65°C). ▪ Applications: First strand cDNA synthesis for RT-PCR and real-time RT-PCR, synthesis of cDNA for cloning and expression, cDNA synthesis from degraded or unpurified samples. 			
--	----------------------------	--	--	--	--

	Online resources	For further information, contact LCSVilnius@thermofisher.com .			
--	-------------------------	---	--	--	--

Protocol outline

- Anneal primer to RNA
- Assemble reaction mix
- Add reaction mix to annealed RNA

RT reaction setup

Component	20-μL rxn	Custom	Final conc.
Template RNA ¹	varies	μL	varies
50 μM Oligo d(T) ₂₀ primer, or 50 μM random hexamers, or 2 μM gene-specific primer	1 μL 1 μL 1 μL	μL	2.5 μM 2.5 μM 0.1 μM
5X SSIV Buffer	4 μL	μL	1X
10 mM dNTP mix (10 mM each)	1 μL	μL	0.5 mM each
0.1 M DTT	1 μL	μL	5 mM
RNaseOUT™ RNase Inhibitor (40 U/μL)	1 μL	μL	2 U/μL
Lyo-ready SuperScript™ IV RT (200 U/μL) ²	1 μL	μL	10 U/μL
DEPC-treated water	to 20 μL	to μL	N/A

¹ 10 pg–1 μg total RNA or 10 pg–500 ng mRNA.

² Prior to use, dilute lyo-ready SuperScript™ IV RT to 200 U/μL with lyo-ready RT Diluent included in the kit. Diluted enzyme can be stored at 4°C for up to one week.



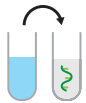
RT protocol




Go to page 2 for instructions on preparing and running your RT experiment.

Limited Warranty, Disclaimer, and Licensing Information

First-strand cDNA synthesis reaction

The example procedure below shows the appropriate volumes for a single **20- μ L** two-step RT-PCR. For multiple reactions, prepare a master mix of components to minimize pipetting error, then dispense the appropriate volumes into each reaction tube before adding annealed template RNA and primers.

Steps	Action	Procedure details										
1 	Anneal primer to template RNA	<p>a. Mix and briefly centrifuge all reaction components after thawing and keep on ice.</p> <p>b. Combine the following components in a sterile, nuclease-free tube on ice in the indicated order.</p> <p>Note: Consider the volumes for all components listed in steps 1 and 2 to determine the correct amount of water required to reach your final reaction volume.</p> <table border="1"> <thead> <tr> <th>Component</th> <th>Volume</th> </tr> </thead> <tbody> <tr> <td>50 μM Oligo d(T)₂₀ primer, 50 μM random hexamers, or 2 μM gene-specific primer</td> <td>1 μL</td> </tr> <tr> <td>10 mM dNTP mix (10 mM each)</td> <td>1 μL</td> </tr> <tr> <td>Template RNA¹</td> <td>up to 11 μL</td> </tr> <tr> <td>DEPC-treated water</td> <td>to 13 μL</td> </tr> </tbody> </table> <p>¹ 10 pg–1 μg total RNA or 10 pg–500 ng mRNA.</p> <p>c. Mix and briefly centrifuge the components.</p> <p>d. Heat the RNA-primer mix at 65°C for 5 minutes, and then incubate on ice for at least 1 minute, centrifuge briefly, and place on ice.</p>	Component	Volume	50 μ M Oligo d(T) ₂₀ primer, 50 μ M random hexamers, or 2 μ M gene-specific primer	1 μ L	10 mM dNTP mix (10 mM each)	1 μ L	Template RNA ¹	up to 11 μ L	DEPC-treated water	to 13 μ L
Component	Volume											
50 μ M Oligo d(T) ₂₀ primer, 50 μ M random hexamers, or 2 μ M gene-specific primer	1 μ L											
10 mM dNTP mix (10 mM each)	1 μ L											
Template RNA ¹	up to 11 μ L											
DEPC-treated water	to 13 μ L											
2 	Prepare RT reaction mix	<p>a. Combine the following components in the indicated order in a sterile, nuclease-free tube on ice.</p> <table border="1"> <thead> <tr> <th>Component</th> <th>Volume</th> </tr> </thead> <tbody> <tr> <td>5X SSIV Buffer</td> <td>4 μL</td> </tr> <tr> <td>0.1 M DTT</td> <td>1 μL</td> </tr> <tr> <td>RNaseOUT™ RNase Inhibitor (40 U/μL)</td> <td>1 μL</td> </tr> <tr> <td>Lyo-ready SuperScript™ IV RT (200 U/μL)¹</td> <td>1 μL</td> </tr> </tbody> </table> <p>¹ Prior to use, dilute lyo-ready SuperScript™ IV RT to 200 U/μL with lyo-ready RT Diluent included in the kit.</p> <p>b. Mix gently and then briefly centrifuge the components.</p>	Component	Volume	5X SSIV Buffer	4 μ L	0.1 M DTT	1 μ L	RNaseOUT™ RNase Inhibitor (40 U/ μ L)	1 μ L	Lyo-ready SuperScript™ IV RT (200 U/ μ L) ¹	1 μ L
Component	Volume											
5X SSIV Buffer	4 μ L											
0.1 M DTT	1 μ L											
RNaseOUT™ RNase Inhibitor (40 U/ μ L)	1 μ L											
Lyo-ready SuperScript™ IV RT (200 U/ μ L) ¹	1 μ L											
3 	Combine annealed RNA and RT reaction mix	Add RT reaction mix to the annealed RNA.										

Steps	Action	Procedure details
4 	Incubate reactions	<p>a. If using random hexamer, incubate the combined reaction mixture at 23°C for 10 minutes, and then proceed to step b. If using oligo d(T)₂₀ or gene-specific primer, directly proceed to step b.</p> <p>b. Incubate the combined reaction mixture at 50–55°C for 10 minutes.</p> <p>c. Inactivate the reaction by incubating it at 80°C for 10 minutes.</p>
5 	Optional: Remove RNA	<p>To remove RNA, add 1 µL of <i>E. coli</i> RNase H, and incubate 37°C for 20 minutes.</p> <p>Note: Amplification of some PCR targets (>1 kb) may require removal of RNA complementary to the cDNA.</p>
6 	PCR amplification	<p>Use the RT reaction product directly in PCR or store it at –20°C.</p> <p>Use 2 µL of the RT reaction mix in 50 µL of final PCR volume.</p> <p>Note: As a recommended starting point for PCR, the reverse transcription reaction (cDNA) volume should be 2–5 µL.</p>