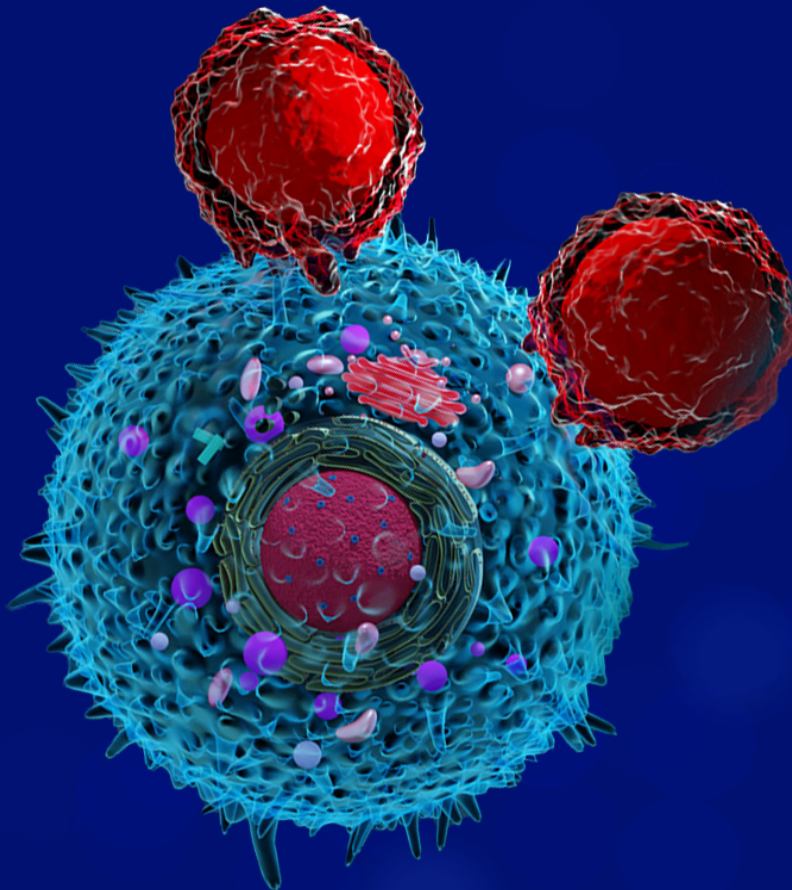
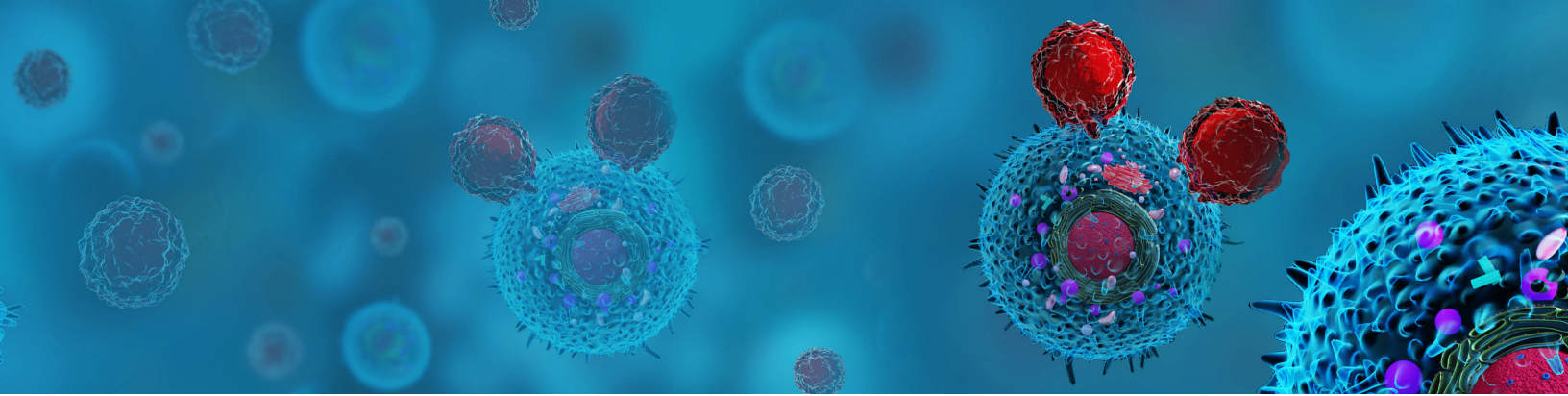


Immunopeptidomics

Q Exactive MS literature list





Direct identification of clinically relevant neoepitopes presented on native human melanoma tissue by mass spectrometry

Michal Bassani-Sternberg, Eva Bräunlein, Richard Klar, Thomas Engleitner, Pavel Sinitcyn, Stefan Audehm, Melanie Straub, Julia Weber, Julia Slotta-Huspenina, Katja Specht, Marc E. Martignoni, Angelika Werner, Rüdiger Hein, Dirk H. Busch, Christian Peschel, Roland Rad, Jürgen Cox, Matthias Mann, and Angela M. Krackhardt

Nat Commun . 2016 Nov 21;7:13404

<https://www.nature.com/articles/ncomms13404>

Prevalent and immunodominant CD8 T cell epitopes are conserved in SARS-CoV-2 variants

Saskia Meyer, Isaac Blaas, Ravi Chand Bollineni, Marina Delic-Sarac, Trung T. Tran, Cathrine Knetter, Ke-Zheng Dai, Torfinn Støve Madssen, John T. Vaage, Alice Gustavsen, Weiwen Yang, Lise Sofie Haug Nissen-Meyer, Karolos Douvlataniotis, Maarja Laos, Morten Milek Nielsen, Bernd Thiede, Arne Søråas, Fridtjof Lund-Johansen, Even H. Rustad, and Johanna Olweus

Nat Commun . 2016 Nov 21;7:13404

<https://www.sciencedirect.com/science/article/pii/S2211124723000062>

Alternative cleavage and polyadenylation generates downstream uncapped RNA isoforms with translation potential

Yuval Malka, Ferhat Alkan, Shinyeong Ju, Pierre-Rene Körner, Abhijeet Pataskar, Eldad Shulman, Fabricio Loayza-Puch, Julien Champagne, Casper Wenzel, William James Faller, Ran Elkon, Cheolju Lee, and Reuven Agami

Mol Cell . 2022 Oct 20;82(20):3840-3855.e8

<https://www.sciencedirect.com/science/article/pii/S1097276522009571>

A broad and systematic approach to identify B cell malignancy-targeting TCRs for multi-antigen-based T cell therapy

Miranda H. Meeuwssen, Anne K. Wouters, Lorenz Jahn, Renate S. Hagedoorn, Michel G.D. Kester, Dennis F.G. Remst, Laura T. Morton, Dirk M. van der Steen, Christiaan Kweekel, Arnoud H. de Ru, Marieke Griffioen, Peter A. van Veelen, J.H. Frederik Falkenburg, and Mirjam H.M. Heemskerck

Mol Ther . 2022 Feb 2;30(2):564-578

<https://www.sciencedirect.com/science/article/pii/S1525001621004044>

Incoming HIV virion-derived Gag Spacer Peptide 2 (p1) is a target of effective CD8+ T cell antiviral responses

Hongbing Yang, Anuska Llano, Samandhy Cedeño, Annette von Delft, Angelica Corcuera, Geraldine M. Gillespie, Andrew Knox, Darren B. Leneghan, John Frater, Wolfgang Stöhr, Sarah Fidler, Beatriz Mothe, Johnson Mak, Christian Brander, Nicola Ternette, and Lucy Dorrell

Cell Rep . 2021 May 11;35(6):109103

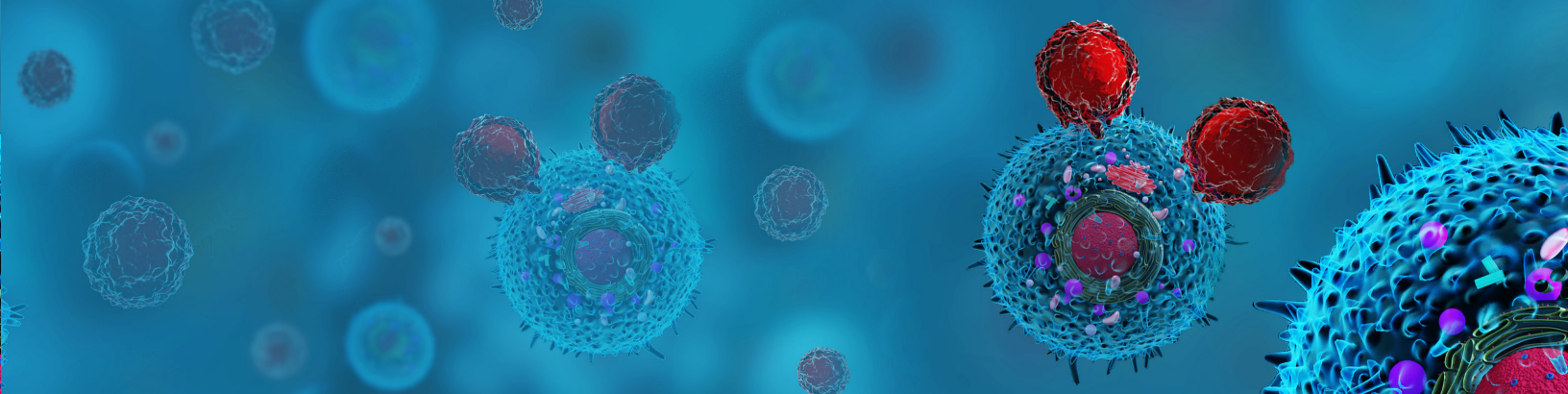
<https://www.sciencedirect.com/science/article/pii/S221112472100437X>

Multi-level Proteomics Identifies CT45 as a Chemosensitivity Mediator and Immunotherapy Target in Ovarian Cancer

Fabian Coscia, Ernst Lengyel, Jaikumar Duraiswamy, Bradley Ashcroft, Michal Bassani-Sternberg, Michael Wierer, Alyssa Johnson, Kristen Wroblewski, Anthony Montag, S. Diane Yamada, Blanca López-Méndez, Jakob Nilsson, Andreas Mund, Matthias Mann, and Marion Curtis

Cell . 2018 Sep 20;175(1):159-170.e16

<https://www.sciencedirect.com/science/article/pii/S0092867418311668>



Approach for Identifying Human Leukocyte Antigen (HLA)-DR Bound Peptides from Scarce Clinical Samples

Tina Heyder, Maxie Kohler, Nataliya K. Tarasova, Sabrina Haag, Dorothea Rutishauser, Natalia V. Rivera, Charlotta Sandin, Sohel Mia, Vivianne Malmström, Åsa M. Wheelock, Jan Wahlström, Rikard Holmdahl, Anders Eklund, Roman A. Zubarev, Johan Grunewald, and A. Jimmy Ytterberg

Mol Cell Proteomics . 2016 Sep;15(9):3017-29

<https://www.sciencedirect.com/science/article/pii/S1535947620333764>

A Targeted LC-MS Strategy for Low-Abundant HLA Class-I-Presented Peptide Detection Identifies Novel Human Papillomavirus T-Cell Epitopes

Renata Blatnik, Nitya Mohan, Maria Bonsack, Lasse G. Falkenby, Stephanie Hoppe, Kathrin Josef, Alina Steinbach, Sara Becker, Wiebke M. Nadler, Marijana Rucevic, Martin R. Larsen, Mogjiborahman Salek, and Angelika B. Riemer

Proteomics . 2018 Jun;18(11):e1700390

<https://analyticalsciencejournals.onlinelibrary.wiley.com/doi/full/10.1002/pmic.201700390>

Membranal and Blood-Soluble HLA Class II Peptidome Analyses Using Data-Dependent and Independent Acquisition

Danilo Ritz, Emiliano Sani, Hanna Debiec, Pierre Ronco, Dario Neri, and Tim Fugmann

Proteomics . 2018 Jun;18(12):e1700246

<https://analyticalsciencejournals.onlinelibrary.wiley.com/doi/abs/10.1002/pmic.201700246>

Specific T Cell Responses against Minor Histocompatibility Antigens Cannot Generally Be Explained by Absence of Their Allelic Counterparts on the Cell Surface

Helena M. Bijen, Chopie Hassan, Michel G. D. Kester, George M. C. Janssen, Pleun Hombrink, Arnoud H. de Ru, Jan Wouter

Drijfhout, Hugo D. Meiring, Ad P. de Jong, J. H. Frederik Falkenburg, Connie R. Jimenez, Mirjam H. M. Heemskerk, and Peter A. van Veelen

Proteomics . 2018 Jun;18(12):e1700250

<https://analyticalsciencejournals.onlinelibrary.wiley.com/doi/abs/10.1002/pmic.201700250>

Data-Independent Acquisition of HLA Class I Peptidomes on the Q Exactive Mass Spectrometer Platform

Danilo Ritz, Jonny Kinzi, Dario Neri, and Tim Fugmann

Proteomics . 2017 Oct;17(19):10

<https://analyticalsciencejournals.onlinelibrary.wiley.com/doi/abs/10.1002/pmic.201700177>

Purification of soluble HLA class I complexes from human serum or plasma deliver high quality immuno peptidomes required for biomarker discovery

Danilo Ritz, Andreas Gloger, Dario Neri, and Tim Fugmann

Proteomics . 2017 Jan;17(1-2):10.1002

<https://analyticalsciencejournals.onlinelibrary.wiley.com/doi/abs/10.1002/pmic.201600364>

High-sensitivity HLA class I peptidome analysis enables a precise definition of peptide motifs and the identification of peptides from cell lines and patients' sera

Danilo Ritz, Andreas Gloger, Benjamin Weide, Claus Garbe, Dario Neri, and Tim Fugmann

Proteomics . 2016 May;16(10):1570-80

<https://analyticalsciencejournals.onlinelibrary.wiley.com/doi/10.1002/pmic.201500445>

GPC3 and PEG10 peptides associated with placental gp96 elicit specific T cell immunity against hepatocellular carcinoma

Lijuan Qin, Jiuru Wang, Fang Cheng, Jiamin Cheng, Han Zhang, Huaguo Zheng, Yongai Liu, Zhentao Liang, Baifeng Wang, Changfei Li, Haoyu Wang, Ying Ju, Huaqin Tian, and Songdong Meng

Cancer Immunol Immunother . 2023 Dec;72(12):4337-4354

<https://link.springer.com/article/10.1007/s00262-023-03569-2>

Using MHC Molecules to Define a Chlamydia T Cell Vaccine

Karuna P Karunakaran, Hong Yu, Leonard J Foster, and Robert C Brunham

Methods Mol Biol . 2016:1403:419-32

https://link.springer.com/protocol/10.1007/978-1-4939-3387-7_23

'Hotspots' of Antigen Presentation Revealed by Human Leukocyte Antigen Ligandomics for Neoantigen Prioritization

Markus Müller, David Gfeller, George Coukos, and Michal Bassani-Sternberg

Front Immunol . 2017 Oct 20:8:1367

<https://www.frontiersin.org/journals/immunology/articles/10.3389/fimmu.2017.01367/full>

Unsupervised Mining of HLA-I Peptidomes Reveals New Binding Motifs and Potential False Positives in the Community Database

Chatchapon Srichoensuk, Tanupat Boonchalermvichien, Phijitra Muanwien, Poorichaya Somparn, Trairak Pisitkun, and Sira Sriswasdi

Front Immunol . 2022 Mar 21:13:847756

<https://www.frontiersin.org/journals/immunology/articles/10.3389/fimmu.2022.847756/full>

A Wider and Deeper Peptide-Binding Groove for the Class I Molecules from B15 Compared with B19 Chickens Correlates with Relative Resistance to Marek's Disease

Lingxia Han, Shaolian Wu, Ting Zhang, Weiyu Peng, Min Zhao, Can Yue, Wanxin Wen, Wenbo Cai, Min Li, Hans-Joachim Wallny, David W Avila, William Mwangi, Venugopal Nair, Nicola Ternette, Yaxin Guo, Yingze Zhao, Yan Chai, Jianxun Qi, Hao Liang, George F Gao, Jim Kaufman, and William J Liu

J Immunol . 2023 Mar 1;210(5):668-680

<https://journals.aai.org/jimmunol/article/210/5/668/237710>

Re-examination of MAGE-A3 as a T-cell Therapeutic Target

Martin, Aaron D.; Wang, Xueyin; Sandberg, Mark L.; Negri, Kathleen R.; Wu, Ming L.; Toledo Warshaviak, Dora; Gabrelow, Grant B.; McElvain, Michele E.; Lee, Bella; Daris, Mark E.; Xu, Han; Kamb, Alexander

J Immunother . 2021 Apr 1;44(3):95-105

https://journals.lww.com/immunotherapy-journal/fulltext/2021/04000/re_examination_of_mage_a3_as_a_t_cell_therapeutic.1.aspx

Find out more at thermofisher.com/immunoepitomics

thermo scientific